

Detailed Fund Information

Management Group

Standard Life Investments

Fund Name

UKRLESTIFDR PLT1 I

Fund Sector

Property

Manager's Name

George Shaw

Fund Launch Date

18-Mar-2016

Fund Size

£2,434.40 (million)

Mid Price

48.49 p (Inc)

Yield*

3.41 %

XD Dates

Aug 02, Jul 02, Jun 02, May 05, Apr 02, Mar 02, Feb 02, Jan 02, Dec 02, Nov 02, Oct 02, Sep 02

Last Distribution

01/08/17 (XD Date)
31/08/17 (Pay Date)
0.1305000000 (Distribution)

Annual Management Charge

0.75 %

Ongoing Charges Figure

(as at 31-08-2017)
0.89 %

Rebate

Charge basis 1&2 - N/A
Charge basis 3 - 0.00%

For further information, see our document "Making the cost of investment clear" (www.oldmutualwealth.co.uk/charges/SIS)

Morningstar Analyst Rating

-

Rayner Spencer Mills Rating

-

(See footnote for ratings information)

* Fund manager data for fixed interest funds may not identify yield as running or redemption yield. Old Mutual Wealth Ltd and Old Mutual Wealth Life & Pensions Ltd assume these are redemption yields, as their provision is an FCA regulatory requirement.

Important Information


All performances are inclusive of any net reinvested income and exclusive of any reinvested rebates. Performance figures and yields are as at 31/08/2017. A minority of funds also feature a performance related fee which is not shown here. Please refer to your Funds List for further information. Source: FE. The value of investments and the income from them can fluctuate (this may partly be the result of exchange rate fluctuations) and investors may not get back the full amount invested. Past performance is not a guide to the future.

Investment Objective

The Trust will invest all or substantially all of its capital in the feeder income shares of the Standard Life Investments UK Real Estate Fund. To the extent the Trust is not fully invested in the Standard Life Investments UK Real Estate Fund, the Trust will hold its remaining assets in cash.

Old Mutual Wealth Risk Evaluator as at 31/08/2017

Over 1 year



Over 3 year

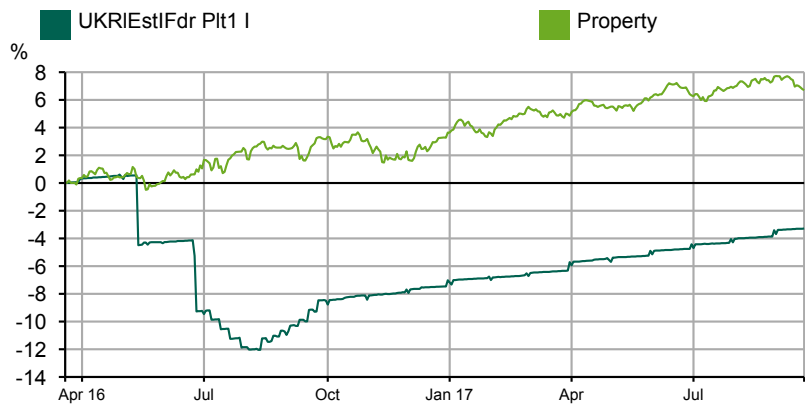
No Fund Risk Number Available

Over 5 year

No Fund Risk Number Available

The fund risk score is based on historic volatility, as measured by standard deviation of returns, of the fund over the indicated time period. The historic volatility is then translated to the fund risk level which is a whole number ranging from 1 (least risky) to 10 (most risky). Fund risk scores provide a retrospective view of a fund's volatility, which may vary widely over different time periods, and are not necessarily indicative of a fund's future volatility.

Performance Information



21/03/2016 - 22/09/2017 Powered by data from FE

Discrete Performance - 12 months to 30/06/17

	2017	2016	2015	2014	2013
Fund	5.30	-	-	-	-
Stock Sector Average	5.21	6.29	7.48	7.00	5.89

Cumulative Performance to 31/08/17

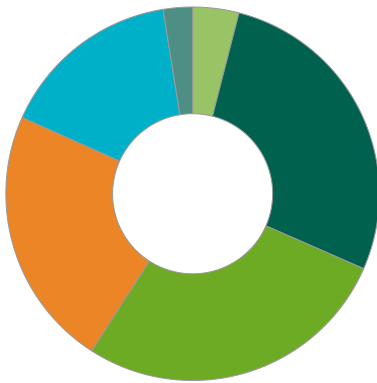
	1 Yr	2 Yrs	3 Yrs	4 Yrs	5 Yrs
Fund	8.19	-	-	-	-
Stock Sector Average	4.97	12.70	19.45	29.77	36.02

Performance Analysis - Annualised 3 years

	Growth Rate %	Volatility	Alpha	Beta	Sharpe
Fund	-	-	-	-	-
Stock Sector Average	6.10	3.34	0.00	1.00	0.78

Standard Life Investments

UKRLESTIFDR PLT1 I

Breakdown 1


	(%)
Industrial - Property	27.6
Offices - Property	27.5
Retail - Property	22.6
Warehouse - Property	15.8
Shop - Property	2.5
Others	4.0

Breakdown 2


	(%)
South East UK	46.4
Scotland	18.2
Midlands	15.4
London	8.9
Northern UK	7.5
South West UK	3.6

Largest Holdings

Holding	(%)	Holding	(%)
LEAMINGTON SHOPPING PARK, LEAMINGTON SPA	3.8 %	45 CHURCH STREET, BIRMINGHAM	2.4 %
MONUMENT MALL, NEWCASTLE UPON TYNE	3.0 %	THE OLD DAIRY, SOUTH RUISLIP	2.3 %

Charts and Table data. Source: FE, as at 31/07/2017

Information Source: FE

The FE sourced information is provided to you by Old Mutual Wealth Group and is used at your own risk. FE take care to ensure that the information provided is correct. Neither FE or Old Mutual Wealth Group warrants, represents nor guarantees the contents of the information, nor do they accept any responsibility for error, inaccuracies, omissions or any inconsistencies herein.

Fund ratings agencies

Morningstar and Rayner Spencer Mills provide industry-leading investment research and fund ratings services. Using slightly different approaches, both are designed to help advisers and their clients identify high quality investments.

Calls may be monitored and recorded for training purposes and to avoid misunderstandings.

Old Mutual Wealth provides you with access to its investment platform. Within this platform you can open an ISA and Collective Investment Account provided by Old Mutual Wealth Ltd, a Collective Retirement Account and Collective Investment Bond provided by Old Mutual Wealth Life & Pensions Ltd and access an existing Offshore Collective Investment Bond, distributed by Old Mutual Wealth Ltd but provided by Old Mutual International (Guernsey) Limited.

Old Mutual Wealth Life Assurance Ltd, Old Mutual Wealth Ltd and Old Mutual Wealth Life & Pensions Ltd are registered in England & Wales under numbers 1363932, 1680071 and 4163431 respectively. Registered Office at Old Mutual House, Portland Terrace, Southampton SO14 7EJ, United Kingdom.

Old Mutual Wealth Life Assurance Ltd and Old Mutual Wealth Life & Pensions Ltd are authorised by the Prudential Regulation Authority and are regulated by the Financial Conduct Authority and the Prudential Regulation Authority. Old Mutual Wealth Ltd is authorised and regulated by the Financial Conduct Authority. Their Financial Services register numbers are 110462, 207977 and 165359 respectively. VAT number for all above companies is 386 1301 59.

Old Mutual International (Guernsey) Limited is regulated by the Guernsey Financial Services Commission and is licensed to write long-term business under the Insurance Business (Bailiwick of Guernsey) Law 2002. Registered number 2424. Registered Office at The Beehive, PO Box 121, Collings Road, St Peter Port, Guernsey GY1 3HE, Channel Islands.