

Detailed Fund Information

Management Group

Standard Life Investments

Fund Name

MYFL MM V R PF 1 A

Fund Sector

Volatility Managed

Manager's Name

Bambos Hambri

Fund Launch Date

26-Apr-2012

Fund Size

£244.50 (million)

Mid Price

85.30 p (Acc)

Yield*

0.62 %

XD Dates

Jul 01

Last Distribution

01/07/16 (XD Date)

31/10/16 (Pay Date)

0.7835000000 (Distribution)

Annual Management Charge

0.65 %

Ongoing Charges Figure

(as at 31-08-2017)

1.46 %

Rebate

Charge basis 1&2 - N/A

Charge basis 3 - 0.00%

For further information, see our document
"Making the cost of investment clear"
(www.oldmutualwealth.co.uk/charges/SIS)

Morningstar Analyst Rating

-

Rayner Spencer Mills Rating

Rated

(See footnote for ratings information)

* Fund manager data for fixed interest funds may not identify yield as running or redemption yield. Old Mutual Wealth Ltd and Old Mutual Wealth Life & Pensions Ltd assume these are redemption yields, as their provision is an FCA regulatory requirement.

Important Information


Past performance has been based on prices that include simulated values. All performances are inclusive of any net reinvested income and exclusive of any reinvested rebates. Performance figures and yields are as at 31/08/2017. A minority of funds also feature a performance related fee which is not shown here. Please refer to your Funds List for further information. Source: FE. The value of investments and the income from them can fluctuate (this may partly be the result of exchange rate fluctuations) and investors may not get back the full amount invested. Past performance is not a guide to the future.

Investment Objective

The fund aims to provide a total return from a combination of income and capital appreciation over the longer term, investing mainly in a range of collective investment schemes from selected managers to achieve a broad exposure to diversified investments, including equities, absolute returns, fixed and variable rate interest bearing securities and immovable property. The fund may also invest in transferable securities, money market instruments, deposits and cash. The investment managers are selected for their investment expertise and are monitored on an ongoing basis. This selection and ongoing monitoring is currently undertaken by Standard Life Investments and is based on extensive research with the aim of blending managers with expertise across the chosen asset classes. Typically, the fund will have high exposure to assets providing potential for growth, such as equities. Past performance is not a guide to future returns and future returns are not guaranteed. The price of assets and the income from them may go down as well as up and cannot be guaranteed; an investor may receive back less than their original investment. The fund may use derivatives to reduce risk or cost, or to generate additional capital or income at low risk. Usage of derivatives is monitored to ensure that the fund is not exposed to excessive or unintended risks. The value of assets held within the fund may rise and fall as a result of exchange rate fluctuations.

Old Mutual Wealth Risk Evaluator as at 31/08/2017


Over 1 year



Over 3 year

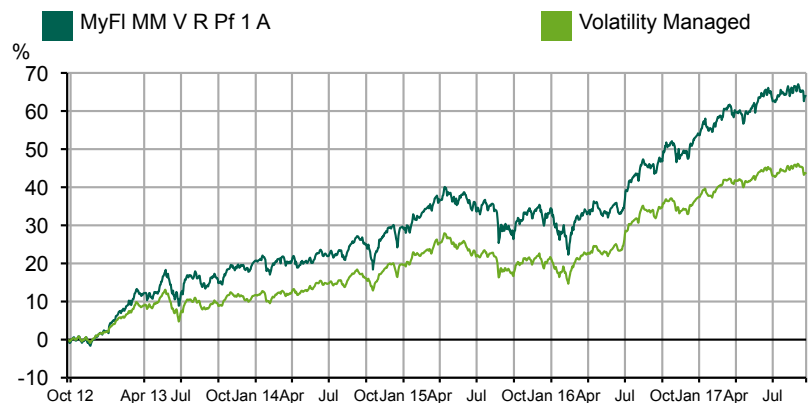


Over 5 year



The fund risk score is based on historic volatility, as measured by standard deviation of returns, of the fund over the indicated time period. The historic volatility is then translated to the fund risk level which is a whole number ranging from 1 (least risky) to 10 (most risky). Fund risk scores provide a retrospective view of a fund's volatility, which may vary widely over different time periods, and are not necessarily indicative of a fund's future volatility.

Performance Information



21/09/2012 - 22/09/2017 Powered by data from FE

Standard Life Investments

MYFL MM V R PF 1 A

Discrete Performance - 12 months to 30/06/17

	2017	2016	2015	2014	2013
Fund	20.23	1.32	9.91	9.64	18.12
Stock Sector Average	13.40	3.68	6.14	7.41	11.68

Cumulative Performance to 31/08/17

	1 Yr	2 Yrs	3 Yrs	4 Yrs	5 Yrs
Fund	13.50	27.43	32.29	45.66	69.17
Stock Sector Average	8.74	22.69	24.30	34.84	47.47

Performance Analysis - Annualised 3 years

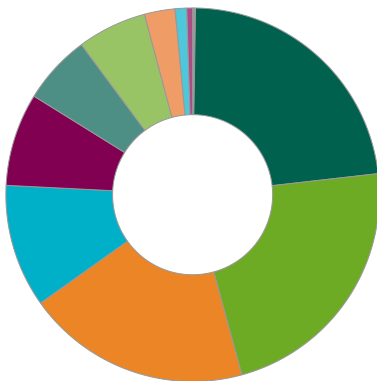
	Growth Rate %	Volatility	Alpha	Beta	Sharpe
Fund	9.78	7.81	0.42	1.24	0.80
Stock Sector Average	7.52	6.00	0.00	1.00	0.67

Standard Life Investments

MYFL MM V R PF 1 A

Breakdown 1


	(%)
UK	25.2
USA	23.1
International	21.0
Europe ex UK	10.7
Japan	8.1
Asia Pacific ex Japan	6.1
China	1.7
Money Market	1.0
Korea	1.0
Taiwan	0.7
Others	1.6

Breakdown 2


	(%)
US Equities	23.0
UK Equities	22.6
Hedge	19.4
European Equities	10.7
Japanese Equities	8.1
Global Emerging Market Equities	6.0
Asia Pacific Equities	6.0
UK Property	2.7
Money Market	1.0
Global Emerging Market Fixed Interest	0.5
Others	0.3

Largest Holdings

Holding	(%)	Holding	(%)
STANDARD LIFE INVESTMENTS GLOBAL ABSOLUTE RETURN STRATEGIES INST	6.6 %	L&G US INDEX TRUST C ACC	5.9 %
INVESTEC UK ALPHA I ACC GBP	6.4 %	TM FULCRUM TM FULCRUM DIVERSIFIED CORE	5.3 %
VANGUARD US EQUITY INDEX PLUS ACC GBP	6.3 %	ABSOLUTE RETURN C ACC GBP	4.9 %
MAJEDIE UK EQUITY X ACC GBP	6.2 %	INVESCO PERPETUAL EUROPEAN EQUITY INCOME NO TRAIL ACC	4.5 %
JOHCM UK DYNAMIC Y ACC	6.2 %	CF MORANT WRIGHT NIPPON YIELD B ACC	4.5 %
		ARTEMIS US SELECT I ACC GBP	4.5 %

Charts and Table data. Source: FE, as at 31/08/2017

The FE sourced information is provided to you by Old Mutual Wealth Group and is used at your own risk. FE take care to ensure that the information provided is correct. Neither FE or Old Mutual Wealth Group warrants, represents nor guarantees the contents of the information, nor do they accept any responsibility for error, inaccuracies, omissions or any inconsistencies herein.

Fund ratings agencies

Morningstar and Rayner Spencer Mills provide industry-leading investment research and fund ratings services. Using slightly different approaches, both are designed to help advisers and their clients identify high quality investments.

Calls may be monitored and recorded for training purposes and to avoid misunderstandings.

Old Mutual Wealth provides you with access to its investment platform. Within this platform you can open an ISA and Collective Investment Account provided by Old Mutual Wealth Ltd, a Collective Retirement Account and Collective Investment Bond provided by Old Mutual Wealth Life & Pensions Ltd and access an existing Offshore Collective Investment Bond, distributed by Old Mutual Wealth Ltd but provided by Old Mutual International (Guernsey) Limited.

Old Mutual Wealth Life Assurance Ltd, Old Mutual Wealth Ltd and Old Mutual Wealth Life & Pensions Ltd are registered in England & Wales under numbers 1363932, 1680071 and 4163431 respectively. Registered Office at Old Mutual House, Portland Terrace, Southampton SO14 7EJ, United Kingdom.

Old Mutual Wealth Life Assurance Ltd and Old Mutual Wealth Life & Pensions Ltd are authorised by the Prudential Regulation Authority and are regulated by the Financial Conduct Authority and the Prudential Regulation Authority. Old Mutual Wealth Ltd is authorised and regulated by the Financial Conduct Authority. Their Financial Services register numbers are 110462, 207977 and 165359 respectively. VAT number for all above companies is 386 1301 59.

Old Mutual International (Guernsey) Limited is regulated by the Guernsey Financial Services Commission and is licensed to write long-term business under the Insurance Business (Bailiwick of Guernsey) Law 2002. Registered number 2424. Registered Office at The Beehive, PO Box 121, Collings Road, St Peter Port, Guernsey GY1 3HE, Channel Islands.