

Detailed Fund Information

Management Group

AXA IM UK

Fund Name

Framlington Mgd Inc Z Acc

Fund Sector

Sterling Strategic Bond

Manager's Name

Fund Launch Date

16-Apr-2012

Fund Size

£373.20 (million)

Mid Price

158.60 p (Acc)

Yield*

4.99 %

XD Dates

Dec 15, Sep 15, Jun 15, Mar 15

Last Distribution

17/09/18 (XD Date)

15/11/18 (Pay Date)

1.5000000000 (Distribution)

Annual Management Charge

0.50 %

Ongoing Charges Figure

(as at 19-02-2018)

0.59 %

Rebate

Charge basis 1&2 - 0.00%

Charge basis 3 - 0.00%

For further information, see our document "Making the cost of investment clear" (www.oldmutualwealth.co.uk/charges/SIS)

Morningstar Analyst Rating

-

Rayner Spencer Mills Rating

-

(See footnote for ratings information)

* Fund manager data for fixed interest funds may not identify yield as running or redemption yield. Old Mutual Wealth Ltd and Old Mutual Wealth Life & Pensions Ltd assume these are redemption yields, as their provision is an FCA regulatory requirement.

Important Information

Past performance has been based on prices that include simulated values. All performances are inclusive of any net reinvested income and exclusive of any reinvested rebates. Performance figures and yields are as at 28/02/2021. A minority of funds also feature a performance related fee which is not shown here. Please refer to your Funds List for further information. Source: FE. The value of investments and the income from them can fluctuate (this may partly be the result of exchange rate fluctuations) and investors may not get back the full amount invested. Past performance is not a guide to the future.

Investment Objective


The aim of this Fund is to produce a high income with potential for long-term growth of capital.

Old Mutual Wealth Risk Evaluator as at 28/02/2021


Over 1 year

No Fund Risk Number Available

Over 3 year



Over 5 year



The fund risk score is based on historic volatility, as measured by standard deviation of returns, of the fund over the indicated time period. The historic volatility is then translated to the fund risk level which is a whole number ranging from 1 (least risky) to 10 (most risky). Fund risk scores provide a retrospective view of a fund's volatility, which may vary widely over different time periods, and are not necessarily indicative of a fund's future volatility.

Performance Information



02/03/2016 - 12/10/2018 Powered by data from FE

Discrete Performance - 12 months to 31/12/20

	2020	2019	2018	2017	2016
Fund	-	-	-0.19	7.88	11.09
Stock Sector Average	7.22	8.98	-2.40	4.86	7.28

Cumulative Performance to 28/02/21

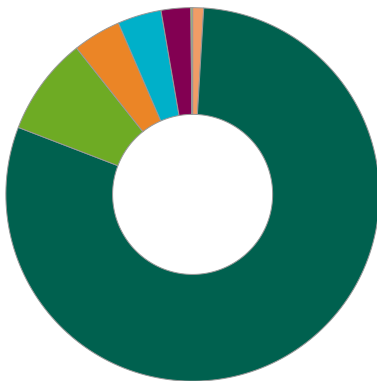
	1 Yr	2 Yrs	3 Yrs	4 Yrs	5 Yrs
Fund	-	-	-	-	-
Stock Sector Average	3.81	12.58	13.43	15.90	26.97

Performance Analysis - Annualised 3 years

	Growth Rate %	Volatility	Alpha	Beta	Sharpe
Fund	0.41	1.33	-100.00	0.36	-0.00
Stock Sector Average	4.29	5.57	0.00	1.00	0.14

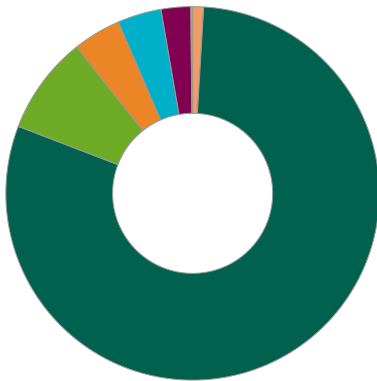
AXA IM UK Framlington Mgd Inc Z Acc

Breakdown 1



	(%)
UK	79.9
UK	8.5
International	4.2
Money Market	3.8
International	2.6
International	0.2
Others	1.0

Breakdown 2



	(%)
UK Corporate Fixed Interest	79.9
UK Equities	8.5
Global Corporate Fixed Interest	4.2
Money Market	3.8
International Equities	2.6
Global Government Fixed Interest	0.2
Others	1.0

Largest Holdings

Holding	(%)	Holding	(%)
PREMIER OIL PLC 6.5% 05/31/2021	2.1 %	GO-AHEAD GROUP PLC 2.5% 07/06/2024	2.0 %
ENQUEST PLC 7% NTS 15/10/23 USD100	2.1 %	VODAFONE GROUP PLC VAR 10/03/2078	2.0 %
INVESTEC BANK PLC 4.25% RST CALL SUB NTS 24/07/28GBP100000	2.0 %	VIRIDIAN GROUP PLC 4.75% BDS 15/09/24 GBP100000	2.0 %
PROVIDENT FINANCIAL PLC 8.25% 06/04/2023	2.0 %	CENTRICA PLC	2.0 %
ESURE GROUP PLC 6.75% SUB NTS 19/12/24 GBP100000	2.0 %	ASSICURAZIONI GENERALI SPA	2.0 %

Charts and Table data. Source: FE, as at 29/01/2021

Information Source: FE

The FE sourced information is provided to you by Old Mutual Wealth and is used at your own risk. FE take care to ensure that the information provided is correct. Neither FE or Old Mutual Wealth warrants, presents nor guarantees the contents of the information, nor do they accept any responsibility for error, inaccuracies, omissions or any inconsistencies herein.

Fund ratings agencies

Morningstar and Rayner Spencer Mills provide industry-leading investment research and fund ratings services. Using slightly different approaches, both are designed to help advisers and their clients identify high quality investments.

Calls may be monitored and recorded for training purposes and to avoid misunderstandings.

Old Mutual Wealth provides you with access to its investment platform. Within this platform you can open an ISA and Collective Investment Account provided by Old Mutual Wealth Ltd, a Collective Retirement Account and Collective Investment Bond provided by Old Mutual Wealth Life & Pensions Ltd and access an existing Offshore Collective Investment Bond, distributed by Old Mutual Wealth Ltd but provided by Old Mutual International (Guernsey) Limited.

Old Mutual Wealth Ltd and Old Mutual Wealth Life & Pensions Ltd are registered in England & Wales under numbers 1680071 and 4163431 respectively. Registered Office at Old Mutual House, Portland Terrace, Southampton SO14 7EJ, United Kingdom.

Old Mutual Wealth Life & Pensions Ltd are authorised by the Prudential Regulation Authority and are regulated by the Financial Conduct Authority and the Prudential Regulation Authority. Old Mutual Wealth Ltd is authorised and regulated by the Financial Conduct Authority. Their Financial Services register numbers are 207977 and 165359 respectively. VAT number for all above companies is 386 1301 59.

Old Mutual International (Guernsey) Limited is regulated by the Guernsey Financial Services Commission and is licensed to write long-term business under the Insurance Business (Bailiwick of Guernsey) Law 2002. Registered number 2424. Registered Office at The Beehive, PO Box 121, Collings Road, St Peter Port, Guernsey GY1 3HE, Channel Islands.