

### Detailed Fund Information

#### Management Group

JP Morgan Asset Management UK

#### Fund Name

JPM EMERGING MARKETS INCOME - U ACC

#### Fund Sector

Global Emerging Markets

#### Manager's Name

Omar Negyal  
Jeffrey Roskell  
Isaac Thong

#### Fund Launch Date

28-Aug-2013

#### Fund Size

£534.74 (million)

#### Mid Price

99.22 p (Acc)

#### Yield\*

2.78 %

#### XD Dates

Nov 01, Aug 01, May 01, Feb 01

#### Last Distribution

02/11/20 (XD Date)  
29/01/21 (Pay Date)  
0.5700000000 (Distribution)

#### Annual Management Charge

0.75 %

#### Ongoing Charges Figure

(as at 01-01-2021)  
0.90 %

#### Rebate

Charge basis 1&2 - N/A  
Charge basis 3 - 0.08%

For further information, see our document "Making the cost of investment clear" ([www.oldmutualwealth.co.uk/charges/SIS](http://www.oldmutualwealth.co.uk/charges/SIS))

#### Morningstar Analyst Rating

Bronze

#### Rayner Spencer Mills Rating

Rated

(See footnote for ratings information)

\* Fund manager data for fixed interest funds may not identify yield as running or redemption yield. Old Mutual Wealth Ltd and Old Mutual Wealth Life & Pensions Ltd assume these are redemption yields, as their provision is an FCA regulatory requirement.

#### Important Information

Past performance has been based on prices that include simulated values. All performances are inclusive of any net reinvested income and exclusive of any reinvested rebates. Performance figures and yields are as at 28/02/2021. A minority of funds also feature a performance related fee which is not shown here. Please refer to your Funds List for further information. Source: FE. The value of investments and the income from them can fluctuate (this may partly be the result of exchange rate fluctuations) and investors may not get back the full amount invested. Past performance is not a guide to the future.

### Investment Objective

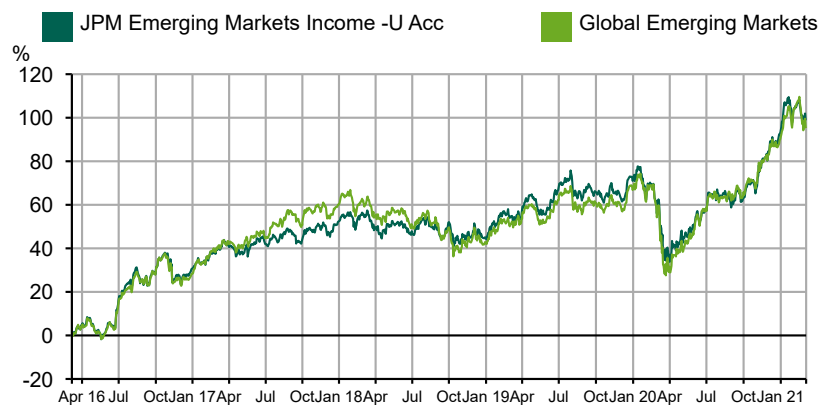
To provide a portfolio designed to achieve income by investing primarily in Equity and Equity-Linked Securities of Emerging Markets companies in any economic sector whilst participating in long-term capital growth.

### Old Mutual Wealth Risk Evaluator as at 28/02/2021

Over 1 year	1	2	3	4	5	6	7	8	9	10
Over 3 year	1	2	3	4	5	6	7	8	9	10
Over 5 year	1	2	3	4	5	6	7	8	9	10

The fund risk score is based on historic volatility, as measured by standard deviation of returns, of the fund over the indicated time period. The historic volatility is then translated to the fund risk level which is a whole number ranging from 1 (least risky) to 10 (most risky). Fund risk scores provide a retrospective view of a fund's volatility, which may vary widely over different time periods, and are not necessarily indicative of a fund's future volatility.

### Performance Information



08/03/2016 - 05/03/2021 Powered by data from FE

### Discrete Performance - 12 months to 31/12/20

	2020	2019	2018	2017	2016
Fund	12.73	17.96	-4.82	16.56	40.86
Stock Sector Average	13.96	16.81	-10.79	24.72	32.63

### Cumulative Performance to 28/02/21

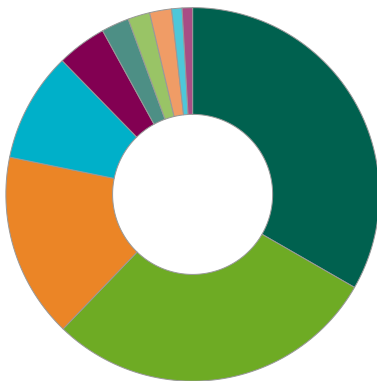
	1 Yr	2 Yrs	3 Yrs	4 Yrs	5 Yrs
Fund	25.72	27.39	26.12	42.66	103.42
Stock Sector Average	25.92	29.38	20.19	40.40	102.17

### Performance Analysis - Annualised 3 years

	Growth Rate %	Volatility	Alpha	Beta	Sharpe
Fund	8.04	15.15	2.15	0.91	0.30
Stock Sector Average	6.32	16.01	0.00	1.00	0.18

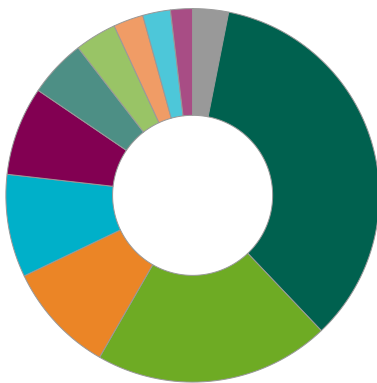
**JP Morgan Asset Management UK**  
**JPM EMERGING MARKETS INCOME -U ACC**

**Breakdown 1**



	( % )
Information Technology	33.3
Financials	28.9
Consumer Staples	16.0
Consumer Discretionary	9.5
Communications	4.3
Money Market	2.4
Materials	1.9
Energy	1.9
Utilities	0.9
Real Estate	0.9

**Breakdown 2**



	( % )
China	34.8
Taiwan	20.4
India	9.6
Korea	8.9
Russia	7.7
Mexico	5.0
Indonesia	3.6
South Africa	2.6
Money Market	2.4
Brazil	1.9
Others	3.1

**Largest Holdings**

Holding	( % )	Holding	( % )
SAMSUNG ELECTRONICS CO	7.9 %	HONG KONG EXCHANGES & CLEARING	3.3 %
TAIWAN SEMICONDUCTOR CO	6.9 %	SBERBANK OF RUSSIA	3.0 %
TATA CONSULTANCY SERVICES	4.8 %	CHINA MERCHANTS BANK CO LTD	2.9 %
PING AN INSURANCE(GR)CO OF CHINA	3.5 %	MIDEA HLDGS CO LTD	2.7 %
WALMART INC	3.4 %	INFOSYS	2.7 %

Charts and Table data. Source: FE, as at 31/01/2021

**Information Source: FE**

The FE sourced information is provided to you by Old Mutual Wealth and is used at your own risk. FE take care to ensure that the information provided is correct. Neither FE or Old Mutual Wealth warrants, presents nor guarantees the contents of the information, nor do they accept any responsibility for error, inaccuracies, omissions or any inconsistencies herein.

**Fund ratings agencies**

Morningstar and Rayner Spencer Mills provide industry-leading investment research and fund ratings services. Using slightly different approaches, both are designed to help advisers and their clients identify high quality investments.

**Calls may be monitored and recorded for training purposes and to avoid misunderstandings.**

Old Mutual Wealth provides you with access to its investment platform. Within this platform you can open an ISA and Collective Investment Account provided by Old Mutual Wealth Ltd, a Collective Retirement Account and Collective Investment Bond provided by Old Mutual Wealth Life & Pensions Ltd and access an existing Offshore Collective Investment Bond, distributed by Old Mutual Wealth Ltd but provided by Old Mutual International (Guernsey) Limited.

Old Mutual Wealth Ltd and Old Mutual Wealth Life & Pensions Ltd are registered in England & Wales under numbers 1680071 and 4163431 respectively. Registered Office at Old Mutual House, Portland Terrace, Southampton SO14 7EJ, United Kingdom.

Old Mutual Wealth Life & Pensions Ltd are authorised by the Prudential Regulation Authority and are regulated by the Financial Conduct Authority and the Prudential Regulation Authority. Old Mutual Wealth Ltd is authorised and regulated by the Financial Conduct Authority. Their Financial Services register numbers are 207977 and 165359 respectively. VAT number for all above companies is 386 1301 59.

Old Mutual International (Guernsey) Limited is regulated by the Guernsey Financial Services Commission and is licensed to write long-term business under the Insurance Business (Bailiwick of Guernsey) Law 2002. Registered number 2424. Registered Office at The Beehive, PO Box 121, Collings Road, St Peter Port, Guernsey GY1 3HE, Channel Islands.