

**Detailed Fund Information**

**Management Group**

Threadneedle Investment Servis

**Fund Name**

THREADNEEDLE UK EQUITY INCOME -U INC

**Fund Sector**

UK Equity Income

**Manager's Name**

Richard Colwell

**Fund Launch Date**

01-Oct-2012

**Fund Size**

£3,477.09 (million)

**Mid Price**

138.52 p (Inc)

**Yield\***

3.06 %

**XD Dates**

Dec 08, Sep 08, Jun 08, Mar 10

**Last Distribution**

08/12/20 (XD Date)

05/02/21 (Pay Date)

1.0107000000 (Distribution)

**Annual Management Charge**

0.75 %

**Ongoing Charges Figure**

(as at 13-02-2020)

0.82 %

**Rebate**

Charge basis 1&2 - N/A

Charge basis 3 - 0.08%

For further information, see our document

"Making the cost of investment clear"

([www.oldmutualwealth.co.uk/charges/SIS](http://www.oldmutualwealth.co.uk/charges/SIS))

**Morningstar Analyst Rating**

Bronze

**Rayner Spencer Mills Rating**

Rated

(See footnote for ratings information)

\* Fund manager data for fixed interest funds may not identify yield as running or redemption yield. Old Mutual Wealth Ltd and Old Mutual Wealth Life & Pensions Ltd assume these are redemption yields, as their provision is an FCA regulatory requirement.

**Important Information**

Past performance has been based on prices that include simulated values. All performances are inclusive of any net reinvested income and exclusive of any reinvested rebates. Performance figures and yields are as at 28/02/2021. A minority of funds also feature a performance related fee which is not shown here. Please refer to your Funds List for further information. Source: FE. The value of investments and the income from them can fluctuate (this may partly be the result of exchange rate fluctuations) and investors may not get back the full amount invested. Past performance is not a guide to the future.

**Investment Objective**

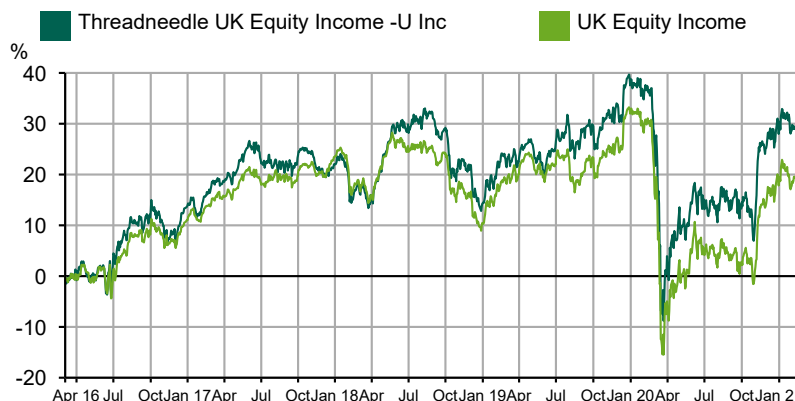
The Fund aims to provide income combined with prospects for investment growth over the long term. It looks to provide an income yield higher than the FTSE All-Share Index over rolling 3-year periods, after the deduction of charges. The Fund is actively managed, and invests at least 90% of its assets in the shares of companies listed on the London Stock Exchange; predominantly UK companies. The Fund selects companies that exhibit above average income generation potential, as well as those considered to offer opportunities more by way of share price or dividend growth. These companies may be selected from any industry or economic sector, and whilst there is no restriction on size, investment tends to focus on the larger companies included in the FTSE All-Share Index. The FTSE All-Share Index is regarded as an appropriate performance measure of the UK stock market, with over 600 companies currently included. The income yield of this index (calculated using dividends declared by its constituent companies) provides a suitable target benchmark against which the level of income generated by the Fund will be measured and evaluated over time. The Fund typically invests in fewer than 60 companies, which may include shares of some companies not within the Index. The Fund may also invest in other assets such as cash and deposits, and hold other funds (including funds managed by Columbia Threadneedle companies) when deemed appropriate.

**Old Mutual Wealth Risk Evaluator as at 28/02/2021**

<b>Over 1 year</b>	1	2	3	4	5	6	7	8	9	10
<b>Over 3 year</b>	1	2	3	4	5	6	7	8	9	10
<b>Over 5 year</b>	1	2	3	4	5	6	7	8	9	10

The fund risk score is based on historic volatility, as measured by standard deviation of returns, of the fund over the indicated time period. The historic volatility is then translated to the fund risk level which is a whole number ranging from 1 (least risky) to 10 (most risky). Fund risk scores provide a retrospective view of a fund's volatility, which may vary widely over different time periods, and are not necessarily indicative of a fund's future volatility.

**Performance Information**



04/03/2016 - 04/03/2021 Powered by data from FE

**Threadneedle Investment Servic**
**THREADNEEDLE UK EQUITY INCOME -U INC**
**Discrete Performance - 12 months to 31/12/20**

	2020	2019	2018	2017	2016
Fund	-6.94	20.41	-6.42	7.40	13.78
Stock Sector Average	-10.72	19.48	-10.55	11.25	9.10

**Cumulative Performance to 28/02/21**

	1 Yr	2 Yrs	3 Yrs	4 Yrs	5 Yrs
Fund	4.90	6.00	9.02	9.78	29.93
Stock Sector Average	3.20	1.55	1.08	5.31	21.95

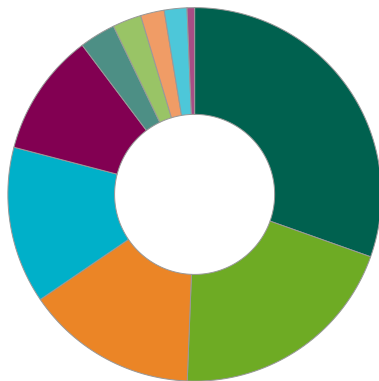
**Performance Analysis - Annualised 3 years**

	Growth Rate %	Volatility	Alpha	Beta	Sharpe
Fund	2.92	18.50	2.56	0.97	-0.00
Stock Sector Average	0.36	18.61	0.00	1.00	-0.01

## Threadneedle Investment Service


### THREADNEEDLE UK EQUITY INCOME -U INC

#### Breakdown 1



	( % )
Industrials	30.4
Consumer Services	20.2
Financials	14.9
Health Care	13.6
Consumer Goods	10.7
Utilities	3.1
Basic Materials	2.5
Oil & Gas	2.1
Telecommunications	2.0
Cash & Cash Equivalents	0.7

#### Breakdown 2



	( % )
UK	99.3
Money Market	0.7

#### Largest Holdings

Holding	( % )	Holding	( % )
ASTRAZENECA PLC	8.0 %	PHOENIX GROUP HLDGS	4.2 %
ELECTROCOMPONENTS PLC	6.7 %	3I GROUP PLC	3.8 %
GLAXOSMITHKLINE	5.5 %	UNILEVER PLC	3.6 %
RENTOKIL INITIAL PLC	5.1 %	MORRISON(WM.)SUPERMARKETS	3.6 %
IMPERIAL BRANDS PLC	4.9 %	PEARSON	3.1 %

Charts and Table data. Source: FE, as at 31/01/2021

#### Information Source: FE

The FE sourced information is provided to you by Old Mutual Wealth and is used at your own risk. FE take care to ensure that the information provided is correct. Neither FE or Old Mutual Wealth warrants, presents nor guarantees the contents of the information, nor do they accept any responsibility for error, inaccuracies, omissions or any inconsistencies herein.

#### Fund ratings agencies

Morningstar and Rayner Spencer Mills provide industry-leading investment research and fund ratings services. Using slightly different approaches, both are designed to help advisers and their clients identify high quality investments.

#### Calls may be monitored and recorded for training purposes and to avoid misunderstandings.

Old Mutual Wealth provides you with access to its investment platform. Within this platform you can open an ISA and Collective Investment Account provided by Old Mutual Wealth Ltd, a Collective Retirement Account and Collective Investment Bond provided by Old Mutual Wealth Life & Pensions Ltd and access an existing Offshore Collective Investment Bond, distributed by Old Mutual Wealth Ltd but provided by Old Mutual International (Guernsey) Limited.

Old Mutual Wealth Ltd and Old Mutual Wealth Life & Pensions Ltd are registered in England & Wales under numbers 1680071 and 4163431 respectively. Registered Office at Old Mutual House, Portland Terrace, Southampton SO14 7EJ, United Kingdom.

Old Mutual Wealth Life & Pensions Ltd are authorised by the Prudential Regulation Authority and are regulated by the Financial Conduct Authority and the Prudential Regulation Authority. Old Mutual Wealth Ltd is authorised and regulated by the Financial Conduct Authority. Their Financial Services register numbers are 207977 and 165359 respectively. VAT number for all above companies is 386 1301 59.

Old Mutual International (Guernsey) Limited is regulated by the Guernsey Financial Services Commission and is licensed to write long-term business under the Insurance Business (Bailiwick of Guernsey) Law 2002. Registered number 2424. Registered Office at The Beehive, PO Box 121, Collings Road, St Peter Port, Guernsey GY1 3HE, Channel Islands.